

EP Orehova Vas

EMX 85

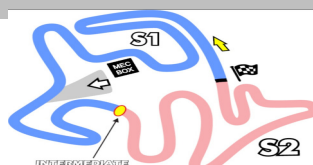
Orehova Vas 1,554 km

Qualifying Race

20.5.2023 16:05

Race (15:00 and 2 Laps) started at 16:03:58

Lap	S1	S2	Lap Tm	Diff Lap	S1	S2	Lap Tm	Diff
<hr/>					1	59.471		
(301) BRUNEAU Liam					2	1:04.716	57.110	2:01.826 +1.167
1		56.560			3	1:03.340	58.021	2:01.361 +0.702
2	1:03.313	56.759	2:00.072	+0.468	4	1:02.951	57.708	2:00.659
3	1:03.355	56.249	1:59.604		5	1:03.754	58.166	2:01.920 +1.261
4	1:03.477	57.182	2:00.659	+1.055	6	1:04.017	58.729	2:02.746 +2.087
5	1:03.718	57.526	2:01.244	+1.640	7	1:03.996	58.119	2:02.115 +1.456
6	1:02.533	57.639	2:00.172	+0.568	8	1:04.335	58.528	2:02.863 +2.204
7	1:04.077	57.000	2:01.077	+1.473	9	1:04.688	59.130	2:03.818 +3.159
8	1:03.299	56.849	2:00.148	+0.544	10	1:05.136	58.589	2:03.725 +3.066
9	1:04.052	56.908	2:00.960	+1.356	<hr/>			
10	1:04.811	59.631	2:04.442	+4.838	(208) ALVISI Nicolo			
<hr/>					1	59.456		
(350) GOYER Slény					2	1:04.556	57.373	2:01.929 +1.418
1		57.931			3	1:02.745	58.165	2:00.910 +0.399
2	1:04.164	57.582	2:01.746	+1.847	4	1:02.548	57.963	2:00.511
3	1:03.626	57.365	2:00.991	+1.092	5	1:03.621	58.610	2:02.231 +1.720
4	1:02.841	57.945	2:00.786	+0.887	6	1:04.161	58.637	2:02.798 +2.287
5	1:03.177	57.612	2:00.789	+0.890	7	1:04.190	59.096	2:03.286 +2.775
6	1:02.983	57.432	2:00.415	+0.516	8	1:03.299	58.514	2:01.813 +1.302
7	1:02.724	57.175	1:59.899		9	1:05.593	59.987	2:05.580 +5.069
8	1:03.896	58.239	2:02.135	+2.236	10	1:04.054	59.036	2:03.090 +2.579
9	1:04.146	57.755	2:01.901	+2.002	<hr/>			
10	1:05.717	58.249	2:03.966	+4.067	(202) OPPLIGER Ryan			
<hr/>					1	1:03.154		
(252) VAZQUEZ Valentino					2	1:05.728	58.648	2:04.376 +3.980
1		58.765			3	1:05.573	57.060	2:02.633 +2.237
2	1:03.786	57.758	2:01.544	+0.928	4	1:03.475	57.489	2:00.964 +0.568
3	1:03.019	58.098	2:01.117	+0.501	5	1:03.668	56.728	2:00.396
4	1:03.044	57.572	2:00.616		6	1:03.879	57.184	2:01.063 +0.667
5	1:04.441	58.201	2:02.642	+2.026	7	1:04.523	57.496	2:02.019 +1.623
6	1:04.391	58.039	2:02.430	+1.814	8	1:03.931	57.895	2:01.826 +1.430
7	1:03.729	58.993	2:02.722	+2.106	9	1:03.442	57.483	2:00.925 +0.529
8	1:03.406	59.163	2:02.569	+1.953	10	1:05.331	57.176	2:02.507 +2.111
9	1:03.612	59.115	2:02.727	+2.111	<hr/>			
10	1:04.625	58.991	2:03.616	+3.000	(211) PINI Riccardo			
<hr/>					1	1:01.290		
(326) FERREZ Kenzo					2	1:05.258	58.596	2:03.854 +2.689
1		58.477			3	1:04.302	58.544	2:02.846 +1.681
2	1:04.311	56.949	2:01.260	+0.386	4	1:04.294	58.412	2:02.706 +1.541
3	1:03.775	57.099	2:00.874		5	1:03.987	58.419	2:02.406 +1.241
4	1:03.138	57.946	2:01.084	+0.210	6	1:04.079	58.123	2:02.202 +1.037
5	1:04.568	58.881	2:03.449	+2.575	7	1:04.083	58.197	2:02.280 +1.115
6	1:03.951	58.210	2:02.161	+1.287	8	1:03.466	58.045	2:01.511 +0.346
7	1:03.730	58.791	2:02.521	+1.647	9	1:03.649	57.516	2:01.165
8	1:03.888	59.194	2:03.082	+2.208	10	1:03.999	58.118	2:02.117 +0.952
9	1:05.555	59.224	2:04.779	+3.905	<hr/>			
10	1:04.905	58.987	2:03.892	+3.018	(217) IZAGUIRRE PINTO Juan			
<hr/>					1	1:01.118		
(374) RIBA Oleguer					2	1:06.624	58.738	2:05.362 +4.096



EP Orehova Vas

EMX 85

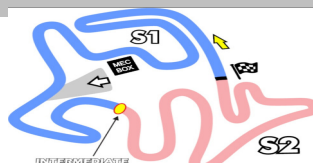
Orehova Vas 1,554 km

Qualifying Race

20.5.2023 16:05

Race (15:00 and 2 Laps) started at 16:03:58

Lap	S1	S2	Lap Tm	Diff Lap	S1	S2	Lap Tm	Diff	
3	1:06.505	57.903	2:04.408	+3.142	5	1:05.575	58.564	2:04.139	+1.111
4	1:03.910	57.515	2:01.425	+0.159	6	1:04.590	58.438	2:03.028	
5	1:04.896	57.895	2:02.791	+1.525	7	1:18.559	59.700	2:18.259	+15.231
6	1:05.247	57.507	2:02.754	+1.488	8	1:04.741	58.986	2:03.727	+0.699
7	1:04.220	57.046	2:01.266		9	1:04.773	58.905	2:03.678	+0.650
8	1:03.891	58.201	2:02.092	+0.826	10	1:04.867	58.968	2:03.835	+0.807
9	1:04.532	58.450	2:02.982	+1.716	(214) DISS-FENARD Leo				
10	1:04.778	58.967	2:03.745	+2.479	1		1:03.409		
(227) ZIEMER Toni					2	1:08.691	58.849	2:07.540	+5.566
1		1:03.034			3	1:06.110	58.345	2:04.455	+2.481
2	1:05.918	58.761	2:04.679	+2.912	4	1:06.656	59.924	2:06.580	+4.606
3	1:05.840	58.200	2:04.040	+2.273	5	1:04.492	57.482	2:01.974	
4	1:03.983	57.784	2:01.767		6	1:04.656	58.260	2:02.916	+0.942
5	1:04.714	59.221	2:03.935	+2.168	7	1:04.888	58.412	2:03.300	+1.326
6	1:04.207	58.459	2:02.666	+0.899	8	1:05.188	1:09.387	2:14.575	+12.601
7	1:04.156	57.818	2:01.974	+0.207	9	1:06.762	1:00.551	2:07.313	+5.339
8	1:04.083	58.498	2:02.581	+0.814	10	1:07.249	1:01.058	2:08.307	+6.333
9	1:04.532	58.716	2:03.248	+1.481	(282) HERZOGENRATH Enzo				
10	1:04.130	58.599	2:02.729	+0.962	1		1:03.212		
(292) BAUER Ricardo					2	1:07.561	59.873	2:07.434	+2.346
1		1:02.386			3	1:06.128	59.196	2:05.324	+0.236
2	1:08.239	59.013	2:07.252	+5.664	4	1:06.940	59.350	2:06.290	+1.202
3	1:05.949	58.802	2:04.751	+3.163	5	1:05.904	59.184	2:05.088	
4	1:06.237	58.464	2:04.701	+3.113	6	1:06.474	59.596	2:06.070	+0.982
5	1:04.621	58.182	2:02.803	+1.215	7	1:07.659	1:00.339	2:07.998	+2.910
6	1:04.543	57.805	2:02.348	+0.760	8	1:05.427	1:00.035	2:05.462	+0.374
7	1:05.224	57.293	2:02.517	+0.929	9	1:06.980	1:00.548	2:07.528	+2.440
8	1:04.241	57.347	2:01.588		10	1:07.134	1:02.147	2:09.281	+4.193
9	1:04.764	57.280	2:02.044	+0.456	(373) COLONNELLI Luca				
10	1:04.508	57.507	2:02.015	+0.427	1		1:02.949		
(275) RIGANTI Edoardo					2	1:08.271	59.349	2:07.620	+1.910
1		1:02.660			3	1:08.325	1:00.129	2:08.454	+2.744
2	1:06.519	1:00.653	2:07.172	+4.118	4	1:06.802	1:00.265	2:07.067	+1.357
3	1:07.854	1:00.104	2:07.958	+4.904	5	1:06.795	58.915	2:05.710	
4	1:05.898	58.946	2:04.844	+1.790	6	1:07.278	1:00.552	2:07.830	+2.120
5	1:05.468	58.201	2:03.669	+0.615	7	1:07.212	59.491	2:06.703	+0.993
6	1:05.364	58.898	2:04.262	+1.208	8	1:07.726	1:00.799	2:08.525	+2.815
7	1:05.991	58.844	2:04.835	+1.781	9	1:07.428	59.778	2:07.206	+1.496
8	1:05.185	59.053	2:04.238	+1.184	10	1:08.393	1:01.848	2:10.241	+4.531
9	1:05.078	58.669	2:03.747	+0.693	(324) PICOLLI Michele				
10	1:05.288	57.766	2:03.054		1		1:03.205		
(353) UCCELLINI Andrea					2	1:09.522	1:00.130	2:09.652	+4.170
1		1:00.670			3	1:08.074	1:00.540	2:08.614	+3.132
2	1:05.715	59.163	2:04.878	+1.850	4	1:07.301	1:00.032	2:07.333	+1.851
3	1:04.721	58.712	2:03.433	+0.405	5	1:06.285	59.197	2:05.482	
4	1:04.130	1:00.087	2:04.217	+1.189	6	1:07.306	1:00.533	2:07.839	+2.357



EP Orehova Vas

EMX 85

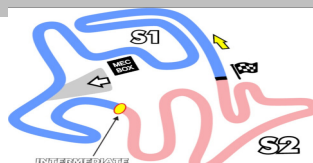
Orehova Vas 1,554 km

Qualifying Race

20.5.2023 16:05

Race (15:00 and 2 Laps) started at 16:03:58

Lap	S1	S2	Lap Tm	Diff Lap	S1	S2	Lap Tm	Diff	
7	1:07.631	1:00.005	2:07.636	+2.154	9	1:08.528	1:00.428	2:08.956	+0.609
8	1:07.779	1:00.501	2:08.280	+2.798	10	1:08.537	1:00.638	2:09.175	+0.828
9	1:08.266	59.899	2:08.165	+2.683	<hr/>				
10	1:08.246	1:01.612	2:09.858	+4.376	<hr/>				
					(300) VALSECCHI Trent				
					1	1:00.898			
					2	1:07.085	1:00.758	2:07.843	+3.345
					3	1:09.487	59.248	2:08.735	+4.237
					4	1:06.455	59.858	2:06.313	+1.815
					5	1:05.488	59.010	2:04.498	
					6	1:06.417	59.701	2:06.118	+1.620
					7	1:05.687	1:00.444	2:06.131	+1.633
					8	1:06.009	1:26.254	2:32.263	+27.765
					9	1:07.709	1:00.564	2:08.273	+3.775
					10	1:09.206	1:00.187	2:09.393	+4.895
					<hr/>				
					(271) SLAVEC Val				
					1	1:04.645			
					2	1:09.651	1:00.146	2:09.797	+1.638
					3	1:08.081	1:00.375	2:08.456	+0.297
					4	1:09.406	1:00.238	2:09.644	+1.485
					5	1:06.849	1:01.310	2:08.159	
					6	1:06.812	1:01.642	2:08.454	+0.295
					7	1:09.049	1:00.977	2:10.026	+1.867
					8	1:08.722	1:01.127	2:09.849	+1.690
					9	1:08.199	1:00.501	2:08.700	+0.541
					10	1:08.889	59.953	2:08.842	+0.683
					<hr/>				
					(391) SANTEUSANIO Luis				
					1	1:04.567			
					2	1:08.970	1:00.192	2:09.162	+1.311
					3	1:08.368	59.757	2:08.125	+0.274
					4	1:08.992	1:00.270	2:09.262	+1.411
					5	1:07.571	1:01.985	2:09.556	+1.705
					6	1:07.323	1:00.528	2:07.851	
					7	1:07.831	1:01.315	2:09.146	+1.295
					8	1:08.959	1:01.002	2:09.961	+2.110
					9	1:08.325	1:01.077	2:09.402	+1.551
					10	1:07.983	1:00.257	2:08.240	+0.389
					<hr/>				
					(204) MORENO Jose-Luis				
					1	1:05.411			
					2	1:07.834	1:00.949	2:08.783	+3.149
					3	1:08.060	1:01.226	2:09.286	+3.652
					4	1:19.314	1:01.874	2:21.188	+15.554
					5	1:07.719	1:01.061	2:08.780	+3.146
					6	1:07.238	1:00.542	2:07.780	+2.146
					7	1:05.424	1:00.210	2:05.634	
					8	1:06.068	1:00.728	2:06.796	+1.162
					9	1:06.719	1:01.459	2:08.178	+2.544
					10	1:07.481	1:01.772	2:09.253	+3.619
					<hr/>				
					(246) HERNANDEZ Jose-Maria				
					1	1:04.940			
					2	1:09.009	1:00.610	2:09.619	+1.272
					3	1:07.753	1:00.653	2:08.406	+0.059
					4	1:07.536	1:01.301	2:08.837	+0.490
					5	1:07.555	1:01.073	2:08.628	+0.281
					6	1:07.012	1:01.430	2:08.442	+0.095
					7	1:07.042	1:01.305	2:08.347	
					8	1:08.343	1:01.455	2:09.798	+1.451



EP Orehova Vas

EMX 85

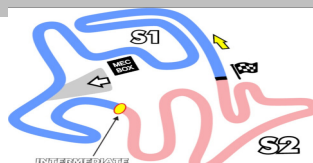
Orehova Vas 1,554 km

Qualifying Race

20.5.2023 16:05

Race (15:00 and 2 Laps) started at 16:03:58

Lap	S1	S2	Lap Tm	Diff Lap	S1	S2	Lap Tm	Diff
<hr/>					1	1:05.885		
<hr/>					2	1:10.832	1:00.602	2:11.434 +3.042
(232) COGOLI Guilio					3	1:08.519	1:01.458	2:09.977 +1.585
1		1:22.042			4	1:09.121	1:21.693	2:30.814 +22.422
2	1:08.022	1:00.199	2:08.221	+1.605	5	1:08.632	1:01.473	2:10.105 +1.713
3	1:06.785	1:00.019	2:06.804	+0.188	6	1:07.558	1:00.834	2:08.392
4	1:08.573	1:01.875	2:10.448	+3.832	7	1:07.556	1:02.418	2:09.974 +1.582
5	1:07.308	1:00.807	2:08.115	+1.499	8	1:08.845	1:01.482	2:10.327 +1.935
6	1:06.933	1:01.206	2:08.139	+1.523	9	1:08.490	1:02.096	2:10.586 +2.194
7	1:06.224	1:00.392	2:06.616		10	1:11.229	1:05.666	2:16.895 +8.503
8	1:07.355	1:00.680	2:08.035	+1.419	<hr/>			
9	1:07.337	1:00.979	2:08.316	+1.700	<hr/>			
10	1:07.213	1:01.484	2:08.697	+2.081	<hr/>			
<hr/>					(257) JELOVŠEK Tjaš			
<hr/>					1	1:08.537		
<hr/>					2	1:13.037	1:03.986	2:17.023 +2.590
(344) LAGAIN Tylan					3	1:11.396	1:03.037	2:14.433
1		1:05.759			4	1:10.733	1:04.456	2:15.189 +0.756
2	1:10.032	1:00.391	2:10.423	+1.484	5	1:10.974	1:05.653	2:16.627 +2.194
3	1:09.197	1:01.175	2:10.372	+1.433	6	1:11.189	1:04.644	2:15.833 +1.400
4	1:08.248	1:01.046	2:09.294	+0.355	7	1:11.591	1:04.518	2:16.109 +1.676
5	1:08.431	1:00.508	2:08.939		8	1:13.428	1:06.224	2:19.652 +5.219
6	1:07.540	1:01.665	2:09.205	+0.266	9	1:11.933	1:07.544	2:19.477 +5.044
7	1:07.958	1:01.077	2:09.035	+0.096	<hr/>			
8	1:09.060	1:01.973	2:11.033	+2.094	<hr/>			
9	1:08.314	1:01.146	2:09.460	+0.521	<hr/>			
10	1:09.160	1:02.197	2:11.357	+2.418	<hr/>			
<hr/>					(379) MALCHIODI Leo			
<hr/>					1	1:01.734		
<hr/>					2	1:06.507	1:00.195	2:06.702
(210) VIDOVIČ Taj					3	1:06.422	1:01.250	2:07.672 +0.970
1		1:05.177			4	1:06.530	1:56.783	3:03.313 +56.611
2	1:09.445	1:00.297	2:09.742	+2.486	5	1:10.915	1:03.489	2:14.404 +7.702
3	1:07.555	1:00.549	2:08.104	+0.848	6	1:09.794	1:04.248	2:14.042 +7.340
4	1:22.966	1:03.082	2:26.048	+18.792	7	1:11.739	1:04.744	2:16.483 +9.781
5	1:07.060	1:02.373	2:09.433	+2.177	8	1:10.007	1:05.443	2:15.450 +8.748
6	1:06.742	1:00.916	2:07.658	+0.402	9	1:11.845	1:04.833	2:16.678 +9.976
7	1:05.638	1:01.618	2:07.256		<hr/>			
8	1:07.051	1:02.289	2:09.340	+2.084	<hr/>			
9	1:06.844	1:02.454	2:09.298	+2.042	<hr/>			
10	1:09.317	1:03.130	2:12.447	+5.191	<hr/>			
<hr/>					(318) KOS Jure			
<hr/>					1	1:10.185		
<hr/>					2	1:12.655	1:05.095	2:17.750 +2.135
(322) KOTARC Maj					3	1:11.583	1:04.379	2:15.962 +0.347
1		1:05.236			4	1:11.216	1:05.465	2:16.681 +1.066
2	1:09.762	1:01.596	2:11.358	+1.817	5	1:12.116	1:03.499	2:15.615
3	1:07.740	1:02.373	2:10.113	+0.572	6	1:10.762	1:05.012	2:15.774 +0.159
4	1:10.406	1:03.611	2:14.017	+4.476	7	1:12.701	1:04.457	2:17.158 +1.543
5	1:07.829	1:01.822	2:09.651	+0.110	8	1:14.041	1:07.521	2:21.562 +5.947
6	1:08.444	1:02.450	2:10.894	+1.353	9	1:15.616	1:06.810	2:22.426 +6.811
7	1:07.697	1:01.844	2:09.541		<hr/>			
8	1:09.642	1:02.990	2:12.632	+3.091	<hr/>			
9	1:08.868	1:02.288	2:11.156	+1.615	<hr/>			
10	1:10.417	1:03.917	2:14.334	+4.793	<hr/>			
<hr/>					(243) RAFFAELE Frappa			
<hr/>					1	1:07.783		
<hr/>					2	1:12.565	1:04.070	2:16.635 +2.300
(312) CALANDRA Leonardo					3	1:11.755	1:02.580	2:14.335
1					4	1:11.898	1:05.994	2:17.892 +3.557
2					5	1:13.228	1:07.875	2:21.103 +6.768





EP Orehova Vas

EMX 85

Orehova Vas 1,554 km

Qualifying Race

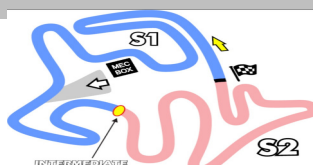
20.5.2023 16:05

Race (15:00 and 2 Laps) started at 16:03:58

Lap	S1	S2	Lap Tm	Diff Lap	S1	S2	Lap Tm	Diff
6	1:14.209	1:06.803	2:21.012	+6.677				
7	1:15.373	1:08.214	2:23.587	+9.252				
8	1:18.220	1:08.563	2:26.783	+12.448				
9	1:17.326	1:08.504	2:25.830	+11.495				

(352) TROTTA Francesco

1	1:57.909							
---	----------	--	--	--	--	--	--	--



Live Timing & Race results on
| www.speed-timing.hr |

